


## Adding Assessor Reports

Go to [www.DofE.org/assessor](http://www.DofE.org/assessor)

- Fill in the Participant's ID number and the level you are assessing the participant for.
- Click on the  button.

### Assessor Report

As an Assessor you can add your report directly into the participant's online eDofE account from here.

All you need is the participant's eDofE ID number, their Award level (Bronze, Silver or Gold) and the section you are assessing them for (Volunteering, Physical, Skill, Expedition or Residential). Please ask the young person you have been supporting for these details.

Your comments automatically go to the participant's DofE Leader for approval before being added to the participant's account. We ask for your email address and phone number to enable their DofE Leader to contact you should they wish to discuss your assessment with you.


Please remember to keep your comments positive and encouraging. Thank you for supporting young people with their activities.

All fields marked \* are mandatory.

**Participant's ID number:** \*

**Participant's name:**

**Level:** \*


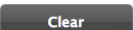



- Select the section you are assessing and type in the activity the young person undertook.
- Fill in the Assessor's review/comments to provide positive details about the participant's progress, development and successes.

**Section you are assessing:** \*

**Activity:** \*

**Assessor's review/comments:**

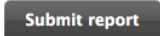

- When you have completed the form (items marked with a \* are mandatory), type in the security code (the code is case sensitive).
- If you have more Assessor Reports to add, tick the box to save you re-entering basic information.
- Click on the  button. This will send your report to the participant and their Leader. If you have made a mistake or want to start afresh you can click on the  button.



**Enter Code:** \*


This is case sensitive. This code supports the DofE's IT security and protects our systems from spam.

Remember my Details


  


- After submitting your report you will be taken to a page where you can then choose to add another report or clear a previously entered report.

You can add and submit more evidence by clicking on the button below.



To delete any saved information click on the button below.



**Thank you for being an Assessor!**