



LYMM
HIGH SCHOOL



WELCOME TO OUR Y11 REVISION WORKSHOP FOR PARENTS

Tuesday 7th February





LYMM
HIGH SCHOOL

Welcome and Key Messages


Mr G Williams – Headteacher

Six Strategies for Effective Revision

Mrs R Wardle – Assistant Headteacher

Support Leading up to the Exams

Mr T Scott - Head of Year 11





LYMM
HIGH SCHOOL

Welcome & Key Messages

Mr G Williams

Head teacher





LYMM
HIGH SCHOOL

Mrs R Wardle

Assistant Headteacher





THE MANY FACES OF REVISION

...



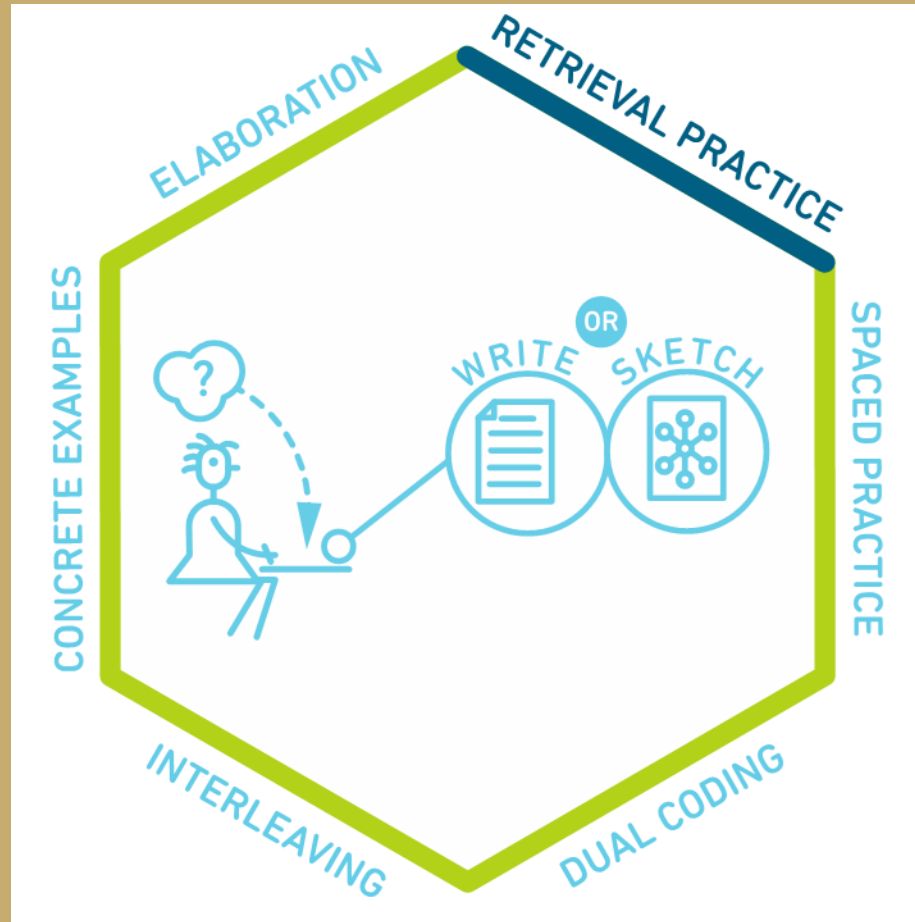


LYMM
HIGH SCHOOL

Please note that each of the following slides should be read in conjunction with the parent revision booklet to understand what was said on the evening



6 Strategies for effective learning



Practice bringing information to mind



LYMM
HIGH SCHOOL



Please see Parent
revision booklet for
further information

Retrieval Practice



LYMM
HIGH SCHOOL



LIST A

FAHTER
FOOTBLAL
DCOTOR
OUTCOEM
TEACHRE

LIST B

HERFAT
LBOFTOAL
RTOCOD
ECMUTOO
EERTACH

Retrieval Practice



LYMM
HIGH SCHOOL



Ways to use Retrieval Practice

- Flash Cards – but not a long time creating these
- Quick fire quiz on content
- Regular practice

Don't avoid the subjects/areas/topics that are the hardest. Use the PLCs and RAG them to check understanding. In English and Maths they have Smith Proformas which show areas they need to develop in

Retrieval Practice



Space out your practice over time

Spaced Practice



LYMM
HIGH SCHOOL



(c) 2010 Daniel J. Simons

Spaced Practice





LYMM
HIGH SCHOOL

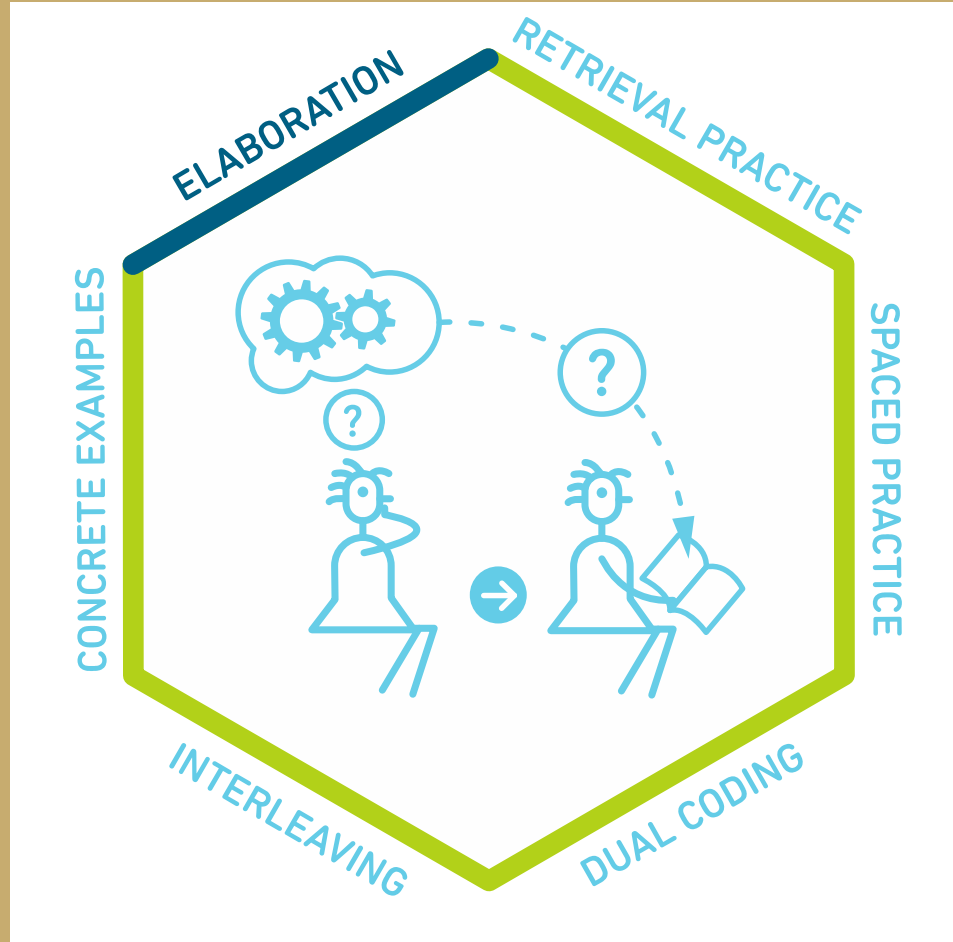


Please see Parent
revision booklet for
further information

Spaced Practice



LYMM
HIGH SCHOOL



Explaining and describing ideas with many details

Elaboration



LYMM
HIGH SCHOOL



Please see Parent
revision booklet for
further information

Elaboration



LYMM
HIGH SCHOOL



Ways to use Elaboration

- Take a part of the revision process
- Encourage your child to teach *you* something about the topic
- Paired/group revision has a role to play
- As they are revising get them to email themselves with some questions that they can address at a different point – can they pose their own question of what may come up in the exam?
- Don't accept their first answer – ask them to elaborate further, can they extend their answers?
Can they tell you what they would need to add to get to the next level/grade?

Elaboration



LYMM
HIGH SCHOOL



Switching between ideas while you study

Interleaving



LYMM
HIGH SCHOOL



Please see Parent
revision booklet for
further information

Interleaving



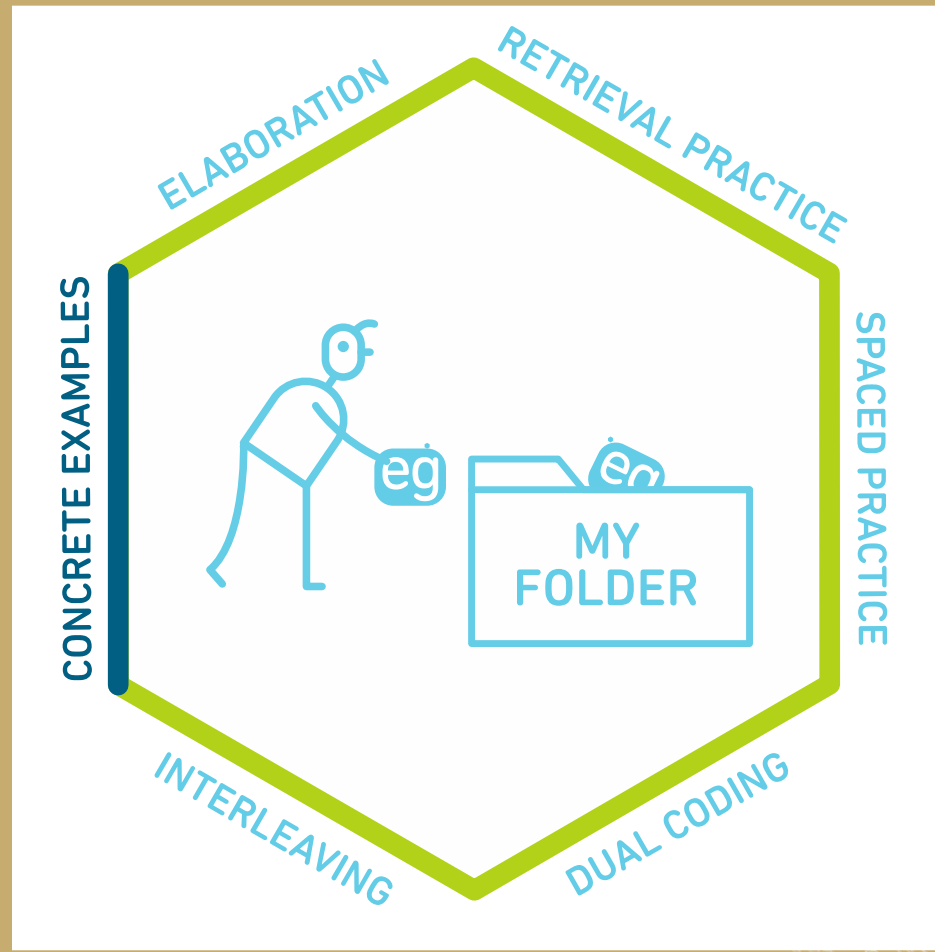
LYMM
HIGH SCHOOL



Ways to use Interleaving

- Plan a revision timetable that doesn't focus on the next exam
- Use a timer where there is an agreed amount of time before swapping onto next topic – possibly use the exam paper structure
- Start revision NOW.
- Attend the revision workshops
- Don't let them shy away from the areas which are difficult

Interleaving



Use specific examples to understand abstract ideas



LYMM
HIGH SCHOOL



Please see Parent
revision booklet for
further information

Concrete Examples

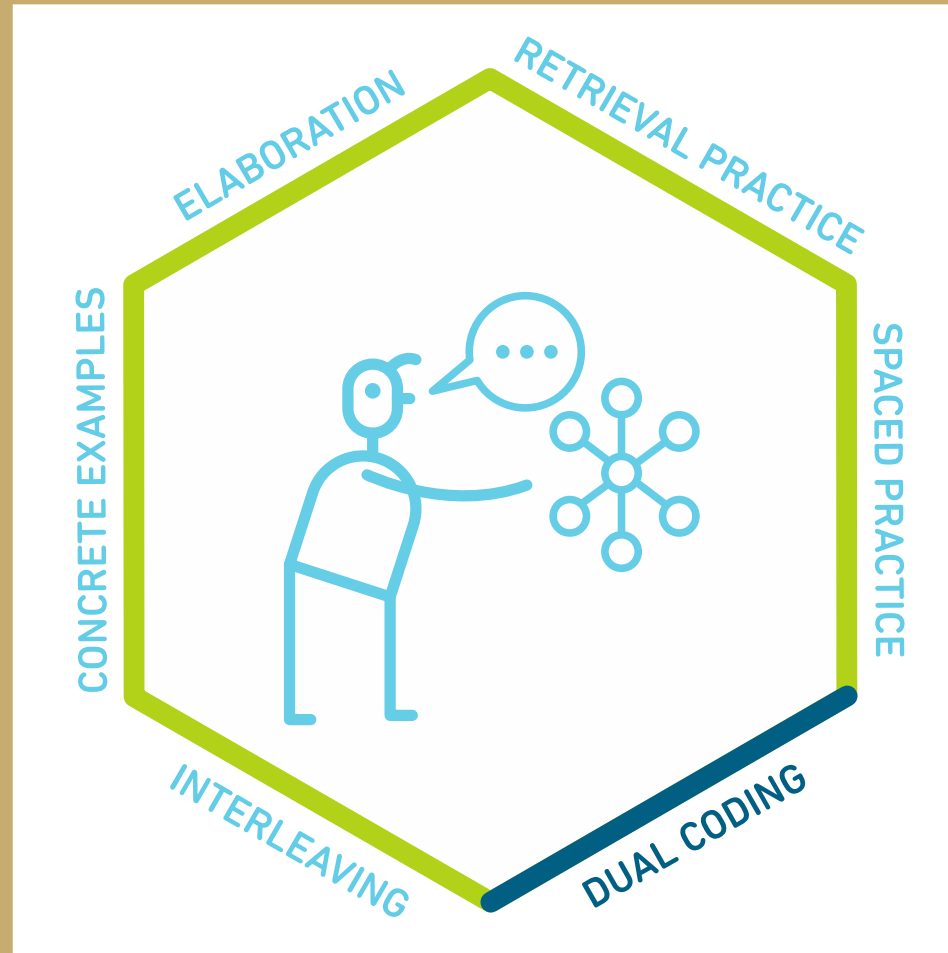
Ways to use Concrete Examples

- Model Answers
- Mock Papers/Practice Papers
- Class notes
- Recommended websites
- Recommended Revision sites
- Exam Board Websites

Caution - INTERNET



LYMM
HIGH SCHOOL



Combine words and visuals

Dual Coding



LYMM
HIGH SCHOOL



Please see Parent
revision booklet for
further information

Dual Coding




LYMM
HIGH SCHOOL



Ways to use dual coding

- Infograms
- Diagrams
- Timelines
- Cartoon Strips
- Graphic Organisers

Dual Coding





LYMM
HIGH SCHOOL



Further support



LYMM
HIGH SCHOOL

This doesn't
make ANY SENSE!



I have no
pencil!



My pencil has
no eraser!



Hedger Humor

I'M SO THIRSTY!



©Adrienne Hedger

clunk

I slipped
off the chair
again!



Uggh.
I'm too tired to
turn the page.





LYMM
HIGH SCHOOL

Support Leading up to the Exams

Mr T Scott

Head of Year 11





LYMM
HIGH SCHOOL

DAYS UNTIL THE
FIRST EXAM

96






LYMM
HIGH SCHOOL



Visualise their end goal





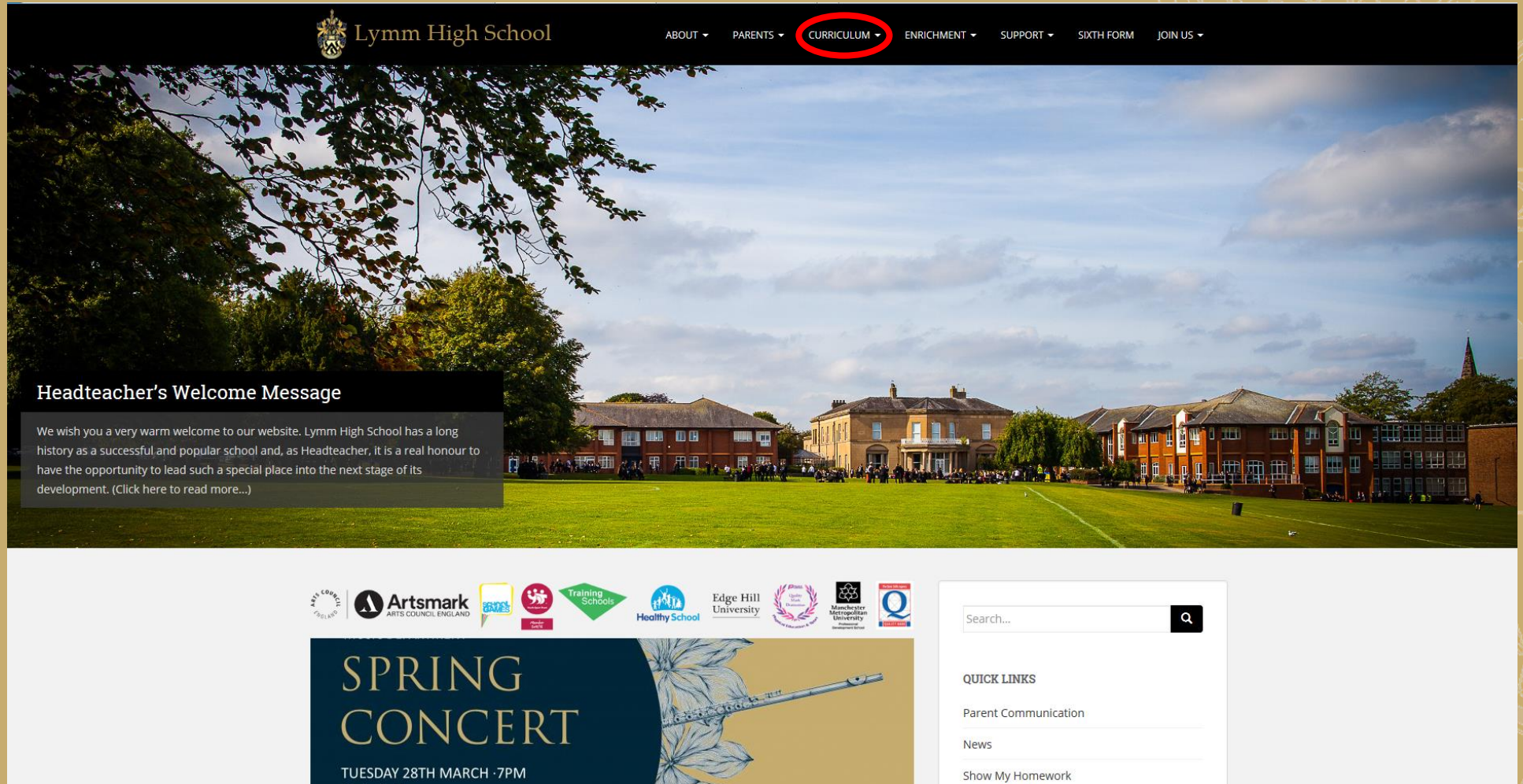
LYMM
HIGH SCHOOL

Revision Classes

Year 11 Revision Timetable				
* starred sessions are by invite only to target specific students				
Day	Time	Subject	Staff	Room
Monday	Lunch	Computing	DHO/TTO	B206
Monday	Lunch	Music Tech	JGO	D block
Monday	Lunch	Biology (B1)	JHE	E310
Monday	Lunch	RS*	HPE	A206
Monday	Lunch			
Monday	Lunch			
Monday	Lunch			
Monday	After-school	Revision Room	NDI	Library
Monday	After-school			
Monday	After-school			
Monday	After-school			
Monday	After-school			
Tuesday	Lunch	Computing	DHO/TTO	B206
Tuesday	Lunch	Music Tech	JGO	D block
Tuesday	Lunch	Biology (B2)	JHE	E310
Tuesday	Lunch	Photography*	VCO	E105
Tuesday	Lunch	Geography (week B only)*	JMI	A215
Tuesday	Lunch	RS*	GWR	A208
Tuesday	Lunch	Traditional Trades*	CSL	E106
Tuesday	Lunch	Catering	CDE	E105
Tuesday	Lunch	Art*	STO	E209
Tuesday	Lunch	Textiles*	RDH	E210
Tuesday	After-school	Computing	DHO/TTO	B206
Tuesday	After-school	Maths (F & H - anyone)	CRA	E213
Tuesday	After-school	Maths (F)	MRU	E214
Tuesday	After-school	Maths (drop-in)	TSC	A113
Tuesday	After-school	English (Masterclasses)*	JCO	A117
Tuesday	After-school	History*	NDO	A202
Tuesday	After-school	Art	STO	E209
Tuesday	After-school	Photography	VCO/RMR	E205
Tuesday	After-school	Textiles	RDH	E210
Tuesday	After-school	Traditional Trades	CSL	E106
Tuesday	After-school	Catering	CDE	E105

This is an example. Please see website for current information

Website support



The screenshot shows the Lymm High School website homepage. At the top, there is a dark navigation bar with the school's name and a menu. The 'CURRICULUM' menu item is circled in red. Below the navigation bar is a large banner image of the school building and grounds. A dark overlay on the left side of the banner contains the 'Headteacher's Welcome Message'. At the bottom of the page, there is a row of partner logos, a search bar, and a 'QUICK LINKS' section.

Lymm High School ABOUT ▾ PARENTS ▾ **CURRICULUM ▾** ENRICHMENT ▾ SUPPORT ▾ SIXTH FORM JOIN US ▾

Headteacher's Welcome Message

We wish you a very warm welcome to our website. Lymm High School has a long history as a successful and popular school and, as Headteacher, it is a real honour to have the opportunity to lead such a special place into the next stage of its development. (Click here to read more...)

AVIS COUNCIL IRELAND Artsmark ARTS COUNCIL ENGLAND Training Schools Healthy School Edge Hill University Manchester Metropolitan University

Search...

QUICK LINKS

- Parent Communication
- News
- Show My Homework

SPRING CONCERT
TUESDAY 28TH MARCH · 7PM



LYMM
HIGH SCHOOL

Pastoral support

- Class Teacher
- Head of Faculty
- Head of Year
 - Form Tutor
- Student Services




LYMM
HIGH SCHOOL

	Mon	Tue	Wed	Thur	Fri	Sat	Sun
9-10	English		RE		English	Secondary job	Ue In
10-11	Maths Algebra	free time	Maths number				Physics test
12-1	Biology				Geography	History	
1-2							
2-3				English		Biology	Maths mock paper
3-4		Maths Trigonometry					
4-5		English	Chemistry bonds				
5-6							RE
6-7	dinner						
7-8	History	Geography		Socialising	Maths geometry	Socialising	
8-9							

Revision plan



LYMM
HIGH SCHOOL



WHAT'S THE SECRET TO SUCCESS?



- Getting the right mindset
- Planning and organisation
- Use revision strategies that work
- Taking advantage of support from staff



LYMM
HIGH SCHOOL

Key Dates

- Post Mock Exams – Week beginning 6th March
 - 15th May – GCSE exam start
- 29th June – End of Year Assembly and Prom



LYMM
HIGH SCHOOL

VALUES & ETHOS IN ACTION

- ACADEMIC STANDARDS
 - Top school in Warrington for 'Progress 8'
 - GCSE and A Level





LYMM
HIGH SCHOOL

THANK YOU FOR
COMING

HAVE A SAFE JOURNEY
HOME

