

APPRENTICES

# YEAR 9 APPRENTICESHIP ACTIVITY PACK

**Interactive activities designed to inform year 9 students about apprenticeships.**



# Contents and introduction

---

This activity pack aims to help you to understand more about apprenticeships. Work your way through the pack to begin exploring what apprenticeships are, the different kind of apprenticeship job roles available and what exciting careers they can lead to.

## Using this activity pack

To make the most of this activity pack, you will need to complete all activities and participate in the discussions with your teacher, classmates and others as instructed at various points throughout the pack.

When we discuss apprenticeships, there may be words or phrases that are not familiar to you or that you have not heard of before. Take a look at our 'Useful words' section on page 3, where we have included some helpful descriptions.

Some activities will require you to access the internet - look out for the sign in the corner of the page.



---

## Contents

Useful words	3
Real apprentice stories	4
Crossword	5
School subjects can lead to careers	6
Become an entrepreneur part 1: create your own ice cream	7
Become an entrepreneur part 2: the pitch	8
Employability skills and characteristics	9
Famous apprentices	10
Jobs available through apprenticeships	11
How far is 20 miles?	12
What is a 'good' career?	13
Begin thinking about your future career	14
Certificate	15

# Useful words

---

## ACTIVITY

Read through the list of useful words below and refer back to it when you are unsure of a word meaning whilst completing this pack.

<b>Apprentice</b>	An individual who is doing an apprenticeship
<b>Apprenticeship</b>	A real, full-time job combined with studying to gain skills and knowledge
<b>Career</b>	The job or series of jobs that you do during your working life
<b>Employer</b>	A person or organisation that employs people
<b>Endorse</b>	To appear in an advert saying that you like and use a product/service
<b>Find an apprenticeship</b>	The Government website where you look for apprenticeship jobs
<b>Job description</b>	A list of the responsibilities that you have and the duties you are expected to perform in your work
<b>Job title</b>	The name of a particular job in an organisation
<b>Off-the-job</b>	Happening away from the usual workplace where someone works
<b>Qualifications</b>	An official record showing that you have finished a training course or have the necessary skills and knowledge
<b>Salary</b>	A fixed amount of money agreed every year as pay for an employee

# Real apprentice stories



## ACTIVITY

The best way of learning about apprenticeships is by listening to people who are currently completing them. Go to <https://www.apprenticeships.gov.uk/apprentices/real-stories>

Select a few of the real apprentice stories to watch and use the spider diagram below to make notes about what you find interesting.

Apprentice 1

Apprentice 2

What have you found interesting about the stories?

Apprentice 3

Apprentice 4

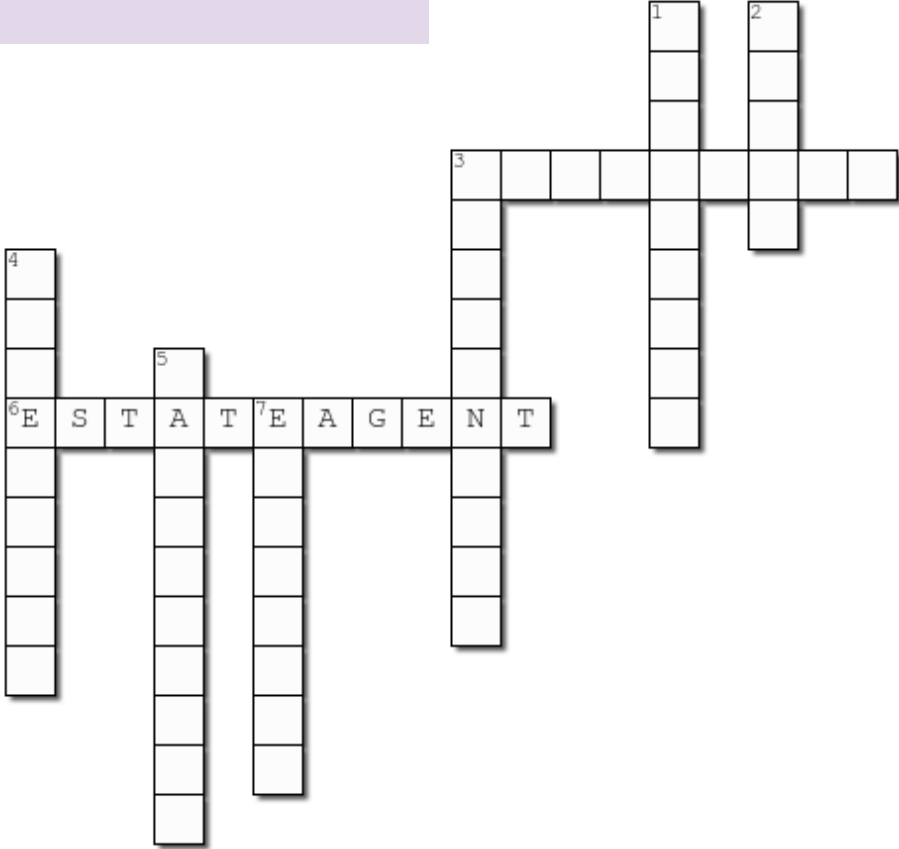
# Apprenticeships crossword

**ACTIVITY**

There are many different careers that you can start as an apprentice. Use the clues below to complete the crossword of these careers.

- Down**
- 1. Helps solve legal matters
  - 2. Works with dough
  - 3. Works with the finances of a business
  - 4. Works in a laboratory
  - 5. The team who assists with air travel
  - 7. Designs and builds machines

- Across**
- 3. Helps design buildings
  - 6. Sells property



**ACTIVITY**

Of the careers above, which one are you most inspired by and why?

---



---

# School subjects can lead to careers

## ACTIVITY

There are many different places of work and careers linked to the subjects that you study at school. Pick one of the relevant places of work for each school subject listed below. Fill out all the job roles you can think of that are found within each place of work.

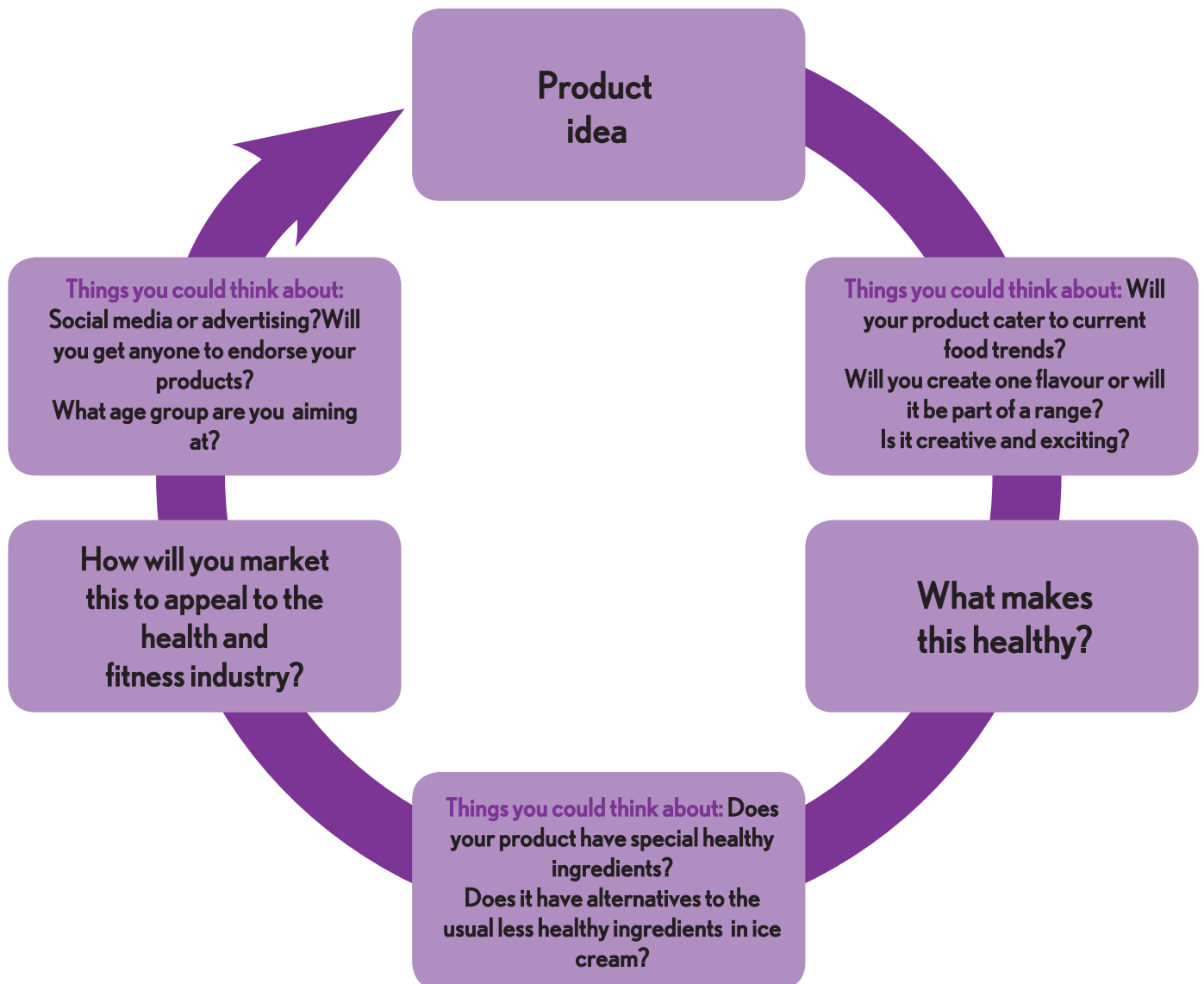
School Subject	Relevant place of work	Careers/job roles in this industry
Art	Gallery, Fashion House, Interior Design Company	Gallery = Events Manager, Chef, Library & Archive
Biology	Hospital, Laboratory, Veterinary Surgery	Hospital = Radiographer, Pharmacist, Nutritionist
Chemistry	Laboratory, Product Development Centre, Pharmaceutical Company	
English	Magazine Editing Office, Theatre, International School	
Maths	Accountancy Firm, Stock Market, Tech company	
Physics	Rocket Development Centre, Engineering Firm, Architecture Company	
Drama	Theatre, Television Studio, Production Company	
Physical Education	Stadium, Gym & Leisure Centre, Rehabilitation Centre	
Geography	Travel Company, Environment Agency, International Reporter	
History	Museum, The National Trust, Newspaper	
Computer Science	Software Development Office, Tech company, Government Agencies	
Design Technology	Soft Furnishings Business, Product Development Centre, Construction Company	
Music	Record Label, Media Company, Stadium	
Modern Foreign Languages	The Police Force, Travel Company, Airline	

# Become an entrepreneur part 1: create your own ice cream

## ACTIVITY

Apprentices can work for employers who are constantly developing new products. You are an apprentice working in the food industry, developing an exciting new healthy ice cream range. Think about how you are going to make your ice cream appeal to the health and fitness market in the UK. Use the planning diagram below to map out your ideas. Present these ideas as a mindmap on a poster.

Once you have a clear idea, you could design what the packaging of your product will look like.



# Become an entrepreneur part 2: the pitch

---

## ACTIVITY

Now you have created your ice cream product idea, you need to think about how you will get others to believe in your idea. Presenting to colleagues is something that apprentices often have to do and is a great skill to develop whilst at school.

Create a presentation and pitch your new ice cream idea to your class. You will need to cover the following:

- What is your product idea?
- How is it healthy?
- How will you market your product to appeal to the health and fitness industry?

You could use a computer to create a digital presentation, or you can present in a different way – be as creative as you can. The table below is to help you with your planning.

Product Idea	
What makes this healthy?	
How will you market this to appeal to the health and fitness industry?	

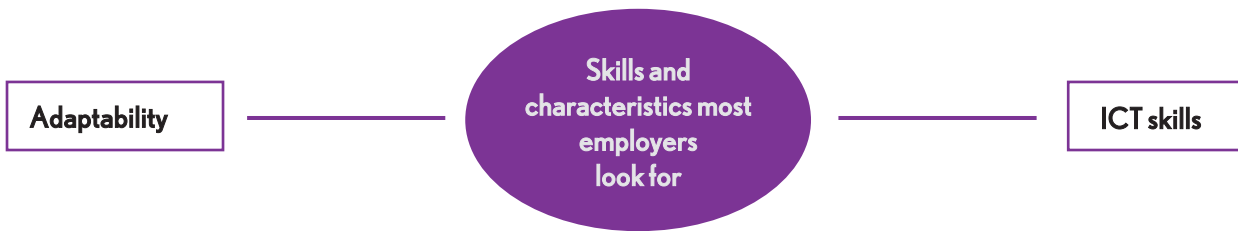


# Employability skills and characteristics

---

## ACTIVITY

In every apprenticeship role, there are skills that an individual must have or be willing to develop in order to thrive in their job. Complete the mind map with the skills and characteristics that you think most employers look for in an apprentice.



## ACTIVITY

Look over your mind map and highlight the skills you believe you have developed at school. Think about how you might develop the skills you have not highlighted.

## ACTIVITY

Pick your top 3 employability skills and explain why you think most employers will be looking for each skill in the apprentices they employ.

Skill 1

---

---

Skill 2

---

---

Skill 3

---

---

# Famous apprentices

## ACTIVITY

Did you know that some very famous people started their careers as apprentices? Read the detail below and try to link each fun fact and apprenticeship to the relevant famous person.

Name	Apprenticeship	Fun Fact that belongs to this person
Gordon Ramsay	Advertising	His favourite subject at school was Art
Karren Brady	Football	He grew up wanting to become a professional footballer
David Beckham	Catering	She became the first woman to direct a premier league football club aged 23
Clare Smyth	Hairdressing	He left school with 2 GCSEs in Art and Geology
Jamie Oliver	Catering	He worked on his product line in New York
John Freida	Catering	She became the first female British chef to hold and retain 3 Michelin stars
Stella McCartney	Fashion	She designed team GB's kit for the 2012 Olympics
Sir Ian McKellen	Tailoring	He was Knighted in 1991
Karen Millen	Tailoring	She has stores in UK, USA, Russia, Ireland & Austria
Alexander McQueen	Performing Arts	He was chief designer at Givenchy

# Jobs available through apprenticeships



## ACTIVITY

Below is a list of job roles. Use the Institute for apprenticeships and technical education website (see the link below) to complete the table. You can find out if an apprenticeship is available for each job role and you can note down any additional information about the apprenticeship.

<https://www.instituteforapprenticeships.org/apprenticeship-standards/>

Job role	Is there is an apprenticeship linked to this role?	What did you discover that was interesting?
Live Event Rigger		
Youth Worker		
Cyber Intrusion Analyst		
Dental Nurse		
Doctor		
Teacher		
Chartered Surveyor		
Dentist		
Vet		
Pilot		
Solicitor		
Police Officer		
Journalist		
Paramedic		
Travel Consultant		
Butcher		
Project Manager		

# How far is 20 miles?



## ACTIVITY

Sometimes the jobs that most inspire us are a little further away from where we live, so it is important to consider how far you might be willing to travel for a great opportunity, such as an apprenticeship. Use 'Find an apprenticeship' to look for the different apprenticeship opportunities in a 20 mile radius of your home or school.

1. Search for: <https://www.gov.uk/apply-apprenticeship>
2. Click the 'Search' button and set the radius to 20 miles from your school postcode.
3. Look at the results that are generated and see which opportunities are available.
4. Fill out the boxes below based on your findings. If you need to, widen the search beyond 20 miles.

## Which vacancies are in my area?

Look at the employers within your radius and think about the opportunities that might be available for your future career and note these down. Where do the adults you know work? Which businesses are close to your home?

---

---

---

## How would you commute?

Think about how you might travel to the different locations within your area using public transport and note them below.

---

---

---

## Would you re-locate?

Set your radius to national and look at the jobs. Think about whether you would move out of your area to access different opportunities. What would be the pros and cons?

---

---

---

# What makes a 'good' career?

## ACTIVITY

Write down words or phrases that you think contribute to a career being classed as 'good'. Add these to the spider diagram below. You should aim to have at least 6.



## ACTIVITY

Share the ideas in your spider diagram with your partner. Decide on your top 4 reasons for a career being classed as 'good' and state why you believe they are the most important.

1. Reason: \_\_\_\_\_

1. Why: \_\_\_\_\_

2. Reason: \_\_\_\_\_

2. Why: \_\_\_\_\_

3. Reason: \_\_\_\_\_

3. Why: \_\_\_\_\_

4. Reason: \_\_\_\_\_

4. Why: \_\_\_\_\_

# Think about your future career

---

## ACTIVITY

It is never too early to think about the type of career you might like. Answer the three reflective questions below.

### What do you consider when you think about going to work?

Think about your impression of work. Do you imagine working inside or outside, at home or internationally? Would you like to work with lots of people or more independently?

---

---

---

### What would you enjoy?

Think about your hobbies, your likes and dislikes. What type of person are you? What issues do you really care about in the world? Perhaps there are careers that help to tackle these.

---

---

---

### How do you like to learn?

Think about how you like to learn. Do you prefer classroom based activities, working in small groups, practical hands-on sessions, the lessons where you can be creative?

---

---

---

## ACTIVITY

Interview three members of your class to fill out the table below.

	What job might you like in the future?	Why?
Person 1		
Person 2		
Person 3		

**Year 9 Apprenticeship  
Activity Pack certificate**

**This certificate is awarded to**

---

**Congratulations, you have successfully  
completed the  
Year 9 Apprenticeship Activity Pack.**

---

**Date**

---

**School name**

---

**Teacher signature**

More information on  
apprenticeships:

Visit: [www.apprenticeships.gov.uk](http://www.apprenticeships.gov.uk)

Call: 0800 150 400

