



Parent Information Evening for **Bronze
award**

Thursday 27th April @ 5pm
Microsoft Teams



LYMM HIGH SCHOOL

Bronze Expedition dates

Practice expedition: ***Fri 12th – Sat 13th May 2023*** (Whitchurch OR Delamere)

Qualifying expedition: ***Fri 7th – Sat 8th July 2023*** (Delamere OR Whitchurch)

Due to the size of the cohort, students will be split into 4 large groups (made up of smaller walking groups): A, B, C and D.

For the practice expedition, groups A and C will start at Whitchurch and camp nearby, groups B and D will start at Delamere and camp at Sandiway).

Expeditions


- Staff (**Bronze A + C**): Ms K Yates (trip leader), Ms Farmer
- Staff (**Bronze B + D**): Ms P Bolland (trip leader), Dr F Dodds, Ms J Dixon
- Parents are responsible for dropping off at start point and picking up at the end of the expedition – a lot of parents tend to car share.
- Your child will be told to call you on the last day a few hours before they are due to finish – please wait for the call before coming. Students must wait for their tent to dry if wet before they leave the car park so they can pack it up. It is one of the 20 conditions of the award that students look after the kit they have used. If you don't hear from them, please aim for the middle of the pick-up window on the information sheet.

Groups A and C



Expedition: **Bronze** Practice Expedition

For: **Bronze** (Group A and Group C)

Date: Friday 12th May – Saturday 13th May 2023

<p>Start</p> <p>Group A: arrive at 9:30am</p> <p>Group C: arrive at 10:00am</p>	<p>Alderford Lake, Tilstock Rd, Whitchurch SY13 3JQ</p> <p>What 3 Words cheesy.reported.porridge</p>		<p>From Chester take the A41 south towards Whitchurch. Continue along the A41 around the Whitchurch bypass towards Shrewsbury. At the 2nd roundabout take the 4th exit to join the B5476. In half a mile the left turning in for Alderford is signed. There are 2 and ½ hrs free parking (café and nice walks) but then parking charges are logged automatically by ANPR system.</p>
--	---	--	--

Groups A and C

<p>Camp</p>	<p>Willow Barn Marbury SY13 4NB</p> <p>What 3 words documents.shine.tallest</p>	 A topographic map of the Marbury area in Shropshire. A red pin marks the location of Willow Barn. The map shows roads, fields, and some buildings. Labels include Marbury, Willow Barn, and various other local landmarks.	<p>Care is needed to find the entrance to this camp. From Whitchurch follow Alport road onto Mile bank road towards Marbury. The lane is narrow and full of potholes. Keep left at the fork to join Hollins Lane. Go 500m past the first buildings on the right and there is a gate way into the camping field on the right.</p>
<p>Finish</p> <p>Finishing window between:</p> <p>14.30 - 15.30</p>	<p>Bishop Heber High School Malpas SY14 8JD</p> <p>What 3 words headboard.plan.thanks</p>	 A topographic map of the Malpas area in Shropshire. A red pin marks the location of Bishop Heber High School. The map shows the town of Malpas, roads, and surrounding areas. Labels include Malpas, Bishop Heber, and various other local landmarks.	<p>Bishop Heber is located on the outskirts of Malpas on the B5069. As you approach the town the school is on the right-hand side. There is a large layby just before you reach the school for drop off/pick up.</p>

N.B. Please note, this is an estimate only, please wait for your child to ring you to confirm the actual time they will be finished on the day. Some always finish much earlier and others much later, depending on fitness and whether they get lost.

Groups B and D

Expedition: **Bronze** Practice Expedition

For: **Bronze** (Group B and Group D)

Date: Friday 12th May – Saturday 13th May 2023

Start

**Group B: arrive at
9:30am**

**Group D: arrive at
10:00am**



Whitefield
'X-mas tree' Carpark,
Delamere Forest
CW8 2JG

What 3 Words
scanner.unlisted.lace



From the A556 take the B5152 for Frodsham and Delamere Forest. Continue past the station and turning for the visitor centre and over the railway. The car park is on the right-hand side. Note that this is a pay and display car park.

Groups B and D

<p>Camp</p>	<p>Forest Camp Sandiway CW8 2EA</p> <p>What 3 words nuzzling.watchdogs.enacts</p>		<p>Care is needed to find the entrance to this Scout camp. It is best found by travelling south on the A49 from the Sandiway crossroads with the A556. Approx 1 mile south of the crossroads there is a narrow lane on the left which leads to the camp.</p>
<p>Finish</p> <p>Finishing window between:</p> <p>14.30 - 15.30</p>	<p>St Nicholas High School, Northwich CW8 1JW</p> <p>What 3 Words buying.longer.lost</p>		<p>St Nicholas high school is accessed off Greenbank Lane in Hartford, Northwich.</p>

N.B. Please note, this is an estimate only, please wait for your child to ring you to confirm the actual time they will be finished on the day. Some always finish much earlier and others much later, depending on fitness and whether they get lost.



Groups – walking/tents

Your child has been sent a **link to a form** via their school email that they need to fill out to indicate **who they want to share a tent with and walk with**. Please ensure your child completes it asap and contacts Student Services if they have any problems. Tent groups are groups of 3. Walking groups are usually no more than 10.

As soon as all students have done this, we will be able to confirm which of the 2 locations your child (and their group) will be starting from.

The form will also ask about potential **car sharing**. We will try our best to ensure students who are car sharing together are heading to the same start point, but there if they have chosen to be in a different walking group to a student they are car sharing with, there is a chance this may not be possible.

Kit / Equipment

- The students are expected to **carry all of their equipment** including group kit (tent, stove, fuel) it is a good idea to get the items you want to pack organised into a washing basket a few nights before the expedition. Then you can re-evaluate this the night before whilst packing your rucksack. Make sure there is room for a Trangia or part of the tent which students will carry on day 2.
- Student can borrow: sleeping mats and rucksacks. **Tents, Trangias (stoves) and fuel bottles** will be provided without needing to request them. Final deadline to request rucksacks and sleeping mats is via the Microsoft Form that has been emailed to them by **Friday 28th April**. If you need to borrow other items, please see Ms Dixon.
- If you wish to borrow a rucksack from GOTC, **simply bring your kit along organised into plastic bags** so packing becomes easier in the car park.
- **Try not to bring too much stuff**, be really disciplined with your choices – you will be glad on the expedition when you are carrying your bag on your back.



Food / Cooking


- Try **cooking together in your tent groups** as this will save everyone bringing the same stuff and it will also reduce your cooking time.
- You will **share a Trangia** with the people you are sharing a tent with.
- Think about the **weight of food items** you are bringing, e.g. no glass jars or 1kg bags of pasta!
- See the **'Group Kit' shared items** on the kit list – for example, you only need 1 tea towel/Brillo pad/washing-up liquid between you.
- You can either bring **'real food' to cook or pre-made camping meals**; if the latter, make sure you've tried them before and know you like them!
- No pot noodles (or equiv) as main meals, although you can bring them as additional snacks. Bring plenty of food and make sure snacks are in accessible pockets of your jacket or rucksack.


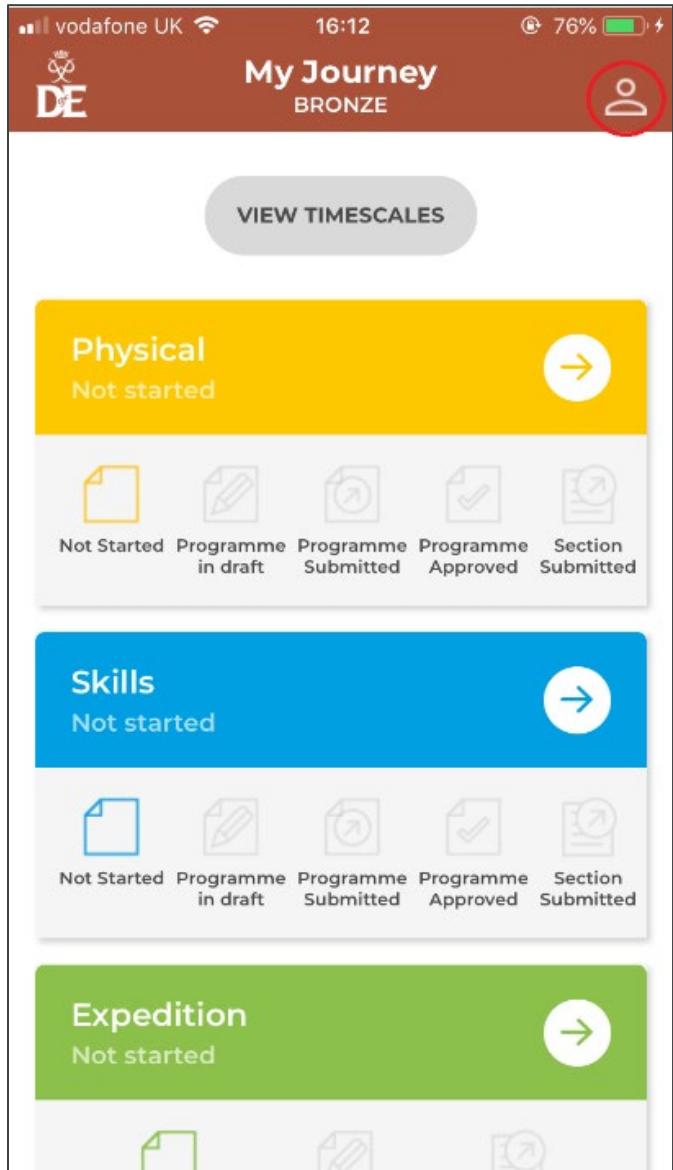
Getting ready for your expedition!



eDofE

- Aims should already be set and volunteering, skill and physical activities well underway.
- Some students are already near the end of 1 of their sections.
- Once the time period is complete, an assessor report needs to be completed and the participant upload it to their eDofE account. Then they need to submit to Mrs Hill within the eDofE system. She verifies the section and once all 4 sections are verified, Ms Dixon verifies the whole award. We print certificates every few weeks once the first students finish and then issue them along with badges via form tutors or in assembly.





DofE App FAQs – DofE (edofe.org)



Medical / Emergency Contact information

Please complete the **medical / emergency contact form** that was sent at the same time as this powerpoint via the School Gateway. **The deadline for this is Friday 5th May.** If you have any problems accessing it, please let us know.

- The emergency contact number for the Bronze Practice Expedition will be **01244 422007** – this will divert to a member of the team in the field. Please bear in mind the lack of signal in rural locations sometimes. This is also the emergency number for the students which they will be given at the start.
- If your child rings you with a problem, please ask them if they've rung us first. Our staff are highly trained and experienced in dealing with any issues and are much closer than Mum or Dad!